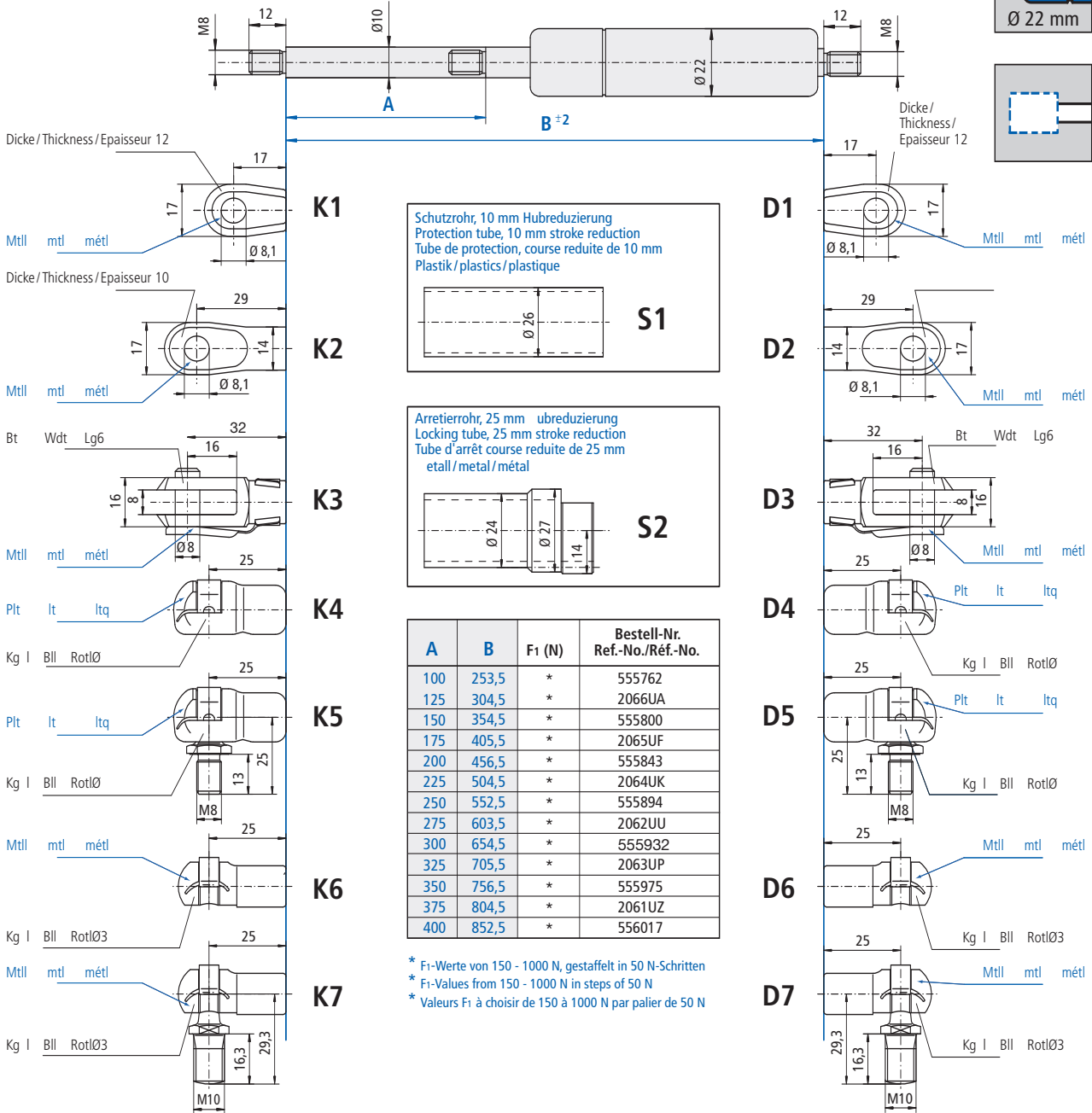
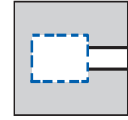
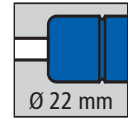
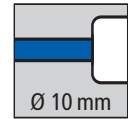


Gasfeder-Ergänzungsprogramm 10/22
Gas spring assembly programme 10/22
Programme modulaire pour ressorts à gaz 10/22



Schutzrohr, 10 mm Hubreduzierung
 Protection tube, 10 mm stroke reduction
 Tube de protection, course reduite de 10 mm
 Plastik / plastics / plastique

S1

Arretierrohr, 25 mm ubreduzierung
 Locking tube, 25 mm stroke reduction
 Tube d'arrêt course reduite de 25 mm
 etall / metal / métal

S2

| A | B | F ₁ (N) | Bestell-Nr. Ref.-No./Réf.-No. |
|-----|-------|--------------------|----------------------------------|
| 100 | 253,5 | * | 555762 |
| 125 | 304,5 | * | 2066UA |
| 150 | 354,5 | * | 555800 |
| 175 | 405,5 | * | 2065UF |
| 200 | 456,5 | * | 555843 |
| 225 | 504,5 | * | 2064UK |
| 250 | 552,5 | * | 555894 |
| 275 | 603,5 | * | 2062UU |
| 300 | 654,5 | * | 555932 |
| 325 | 705,5 | * | 2063UP |
| 350 | 756,5 | * | 555975 |
| 375 | 804,5 | * | 2061UZ |
| 400 | 852,5 | * | 556017 |

* F₁-Werte von 150 - 1000 N, gestaffelt in 50 N-Schritten
 * F₁-Values from 150 - 1000 N in steps of 50 N
 * Valeurs F₁ à choisir de 150 à 1000 N par palier de 50 N

Bestell-Beispiel / Ordering example / Exemple de commande

123456 / 0350N / K2 / D1 / S1

| | | | | |
|-------------------------------------|----------------|--|---|---|
| Bestell-Nr. Ref.-No. Réf.-No. | F ₁ | Kolbenstangen-Anschluss Piston rod end fitting Attache côté tige | Druckrohr-Anschluss Pressure tube end fitting Attache côté tube | Schutzrohr Protection tube Tube de protection |
|-------------------------------------|----------------|--|---|---|

Montage nach STAB-Spec.10005625 / Installation according to STAB-Spec.10005625 / Montage suivant STAB-Spec.10005625